










































Little Wandle: Letters and Sounds – Phonics Sounds

Grapheme chart





















Phase 2 and 3

 s	 t	 p	 n	 m	 d	 g	 c	 r	 h	 b	 f	 l	 j	 v
s	t	p	n	m	d	g	c	r	h	b	f	l	j	v
ss	tt	pp	nn	mm	dd	gg	k	rr		bb	ff	ll		vv
							ck							
							cc							
 w	 x	 y	 z	 qu	 ch	 sh	 th	ng	nk	 a	 e	 i	 o	 u
w	x	y	z	qu	ch	sh	th	ng	nk	a	e	i	o	u
			zz											
			s											
 ai	 ee	 igh	 oa	 oo	 oo	 ar	 or	 ur	 er	 ow	 oi	 ear	 air	
ai	ee	igh	oa	oo	oo	ar	or	ur	er	ow	oi	ear	air	

Little Wandle: Letters and Sounds – Handwriting Formation

Phase 2 grapheme information sheet



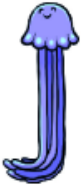















Autumn 1

Grapheme and mnemonic	Picture card	Pronunciation phrase	Formation phrase
 	 <p>snake</p>	Show your teeth and and let the s hiss out ssssss ssssss	Down the snake from head to tail.
 	 <p>astronaut</p>	Open your mouth wide and make the a sound at the back of your mouth a a a	Around the astronaut's helmet and down into space.
 	 <p>tiger</p>	Open your lips; put the tip of your tongue behind your teeth and press t t t	Down the tiger and across its neck.
 	 <p>penguin</p>	Bring your lips together, push them open and say p p p	Down the penguin's back, up and around its head.
 	 <p>iguana</p>	Pull your lips back and make the i sound at the back of your mouth i i i	Down the iguana and dot the leaf.
 	 <p>net</p>	Open your lips a bit, put your tongue behind your teeth and make the n n n n sound n n n n	Down, up and over the net.
 	 <p>mouse</p>	Put your lips together and make the m m m m sound m m m m	Down, up and over the mouse's ears.



Phase 2 grapheme information sheet

Autumn 2

Grapheme and mnemonic	Picture card	Pronunciation phrase	Formation phrase
 	 <p>jellyfish</p>	Pucker your lips and show your teeth; use your tongue as you say j j j	Down the jellyfish and dot its head.
 	 <p>volcano</p>	Put your teeth against your bottom lip and make a buzzing vvvvv vvvvv	Down to the bottom of the volcano and back up to the top.
 	 <p>wave</p>	Pucker your lips and keep them small as you say w w w	Down and up and down and up the waves.
 	 <p>box</p>	Mouth open, then push the cs/x sound through as you close your mouth cs cs cs (x x x)	From the top, across the box to the bottom. From the top again, across the box to the bottom.
 	 <p>yo-yo</p>	Smile, tongue to the top of your mouth, say y without opening your mouth yyy	Down, around the yo-yo and curl around the string.
 	 <p>zebra</p>	Show me your teeth and buzz the z sound zzzzz zzzzz	Across the top of the zebra's head, zig-zag down its neck and along.