

Art at Wylde Green Primary School

At Wylde Green we believe art, craft and design embody some of the highest forms of creativity. Through our inspiring, challenging and engaging topics, we help equip the children with the knowledge and skills to experiment, invent and create their own artworks inspired by the world around them.




Art Coverage across Key Stages 1 and 2



During Key Stage 1, children find out about artists, craft-makers and designers. They learn how to design and make products their own products using a range of materials. They are taught techniques in using colour, pattern, texture, line, shape, form and space and share their ideas and experiences through the use of drawing, painting and sculpture.

In Key Stage 2, children learn about great artists, architects and designers in history. They are taught to create sketch books to record their observations and use them to review and revisit ideas. They experiment with a wide range of materials to improve their mastery of skills and learn how to develop their techniques in drawing, painting and sculpture exercising greater control in their use of materials.



Year Group Overview

Art lessons are usually linked to our half-termly topic. It is not always taught every half-term as there may be a D & T focused activity instead.

Term	Autumn 1	Autumn 2	Spring 1	Spring 2	Summer 1	Summer 2
Year 1	Toys Observational drawing of a toy Make a peg doll	School Days Study the work of Lowry <i>DT focus</i>	Poles apart Watercolour painting of Northern Lights Use a painting program to create lines and shapes as part of an e-book African printing with different materials <i>DT focus</i>		Local area Create a clay tile for a local business <i>DT focus</i>	Flight Study Sara Smith's 'Concord Taking Flight' Create a collage of an aeroplane
Year 2	London's Burning <i>DT focus</i>	Indian Spice Create and print repeated rangoli patterns Create a clay diva lamp	Pioneers Study the work of Andy Warhol and compare it to Kandinsky Create Kandinsky inspired concentric circles painting Replicate concentric circles painting on clay <i>DT focus</i>		The Home Front Stitch fabrics together to create a purse Use a painting program as part of 'We are computer artists' computing topic <i>DT focus</i>	
Year 3	Tomb Raiders Create ancient Egyptian portraits showing different tones <i>DT focus</i>		Out of Africa Layer and stitch fabrics together to create animal puppets Manipulate existing African patterns using a painting program Block print African patterns <i>DT focus</i>	Extreme Survival Make tints and shades to paint extreme survival landscapes Study the work of and create art in the style of Emily Carr	Transport <i>DT focus</i>	Meet the Flintstones Cave/stone paintings Create an everyday clay item from the Stone Age
Year 4	Tudors & Stratford study Mould and paint a clay Tudor rose Create a Tudor loop weaving pattern	Romans Rule Tear, overlap and layer materials to create a Roman mosaic <i>DT focus</i>		World Kitchen Study the work of Giuseppe Arcimboldo Still life drawing of fruit Integrate photographs of fruit and vegetables to recreate Arcimboldo's portraiture <i>DT focus</i>		Crime & Punishment Explore Edvard Munch's 'The Scream' Replicate 'The Scream' using sketching pencils and paint
Year 5	Sutton Coldfield and Sutton Park Use perspective to draw and paint a local landscape Overprint patterns using leaves	Wild Water <i>DT focus</i>	Invaders <i>DT focus</i>	Walls & Barricades Create stylised letters in a graffiti style Cut stencils to be used to create street art Study the work of Banksy Replicate Banksy's work using tints, shades and tertiary colours		Mexico & the Mayans <i>DT focus</i>
Year 6	Disasters <i>DT focus</i>	Out of this World Study the work of Peter Thorpe Design space-inspired art, focusing on scale and proportion	Greece Lightning Design and create a Greek pot Create a minotaur drawing using different sketching techniques <i>DT focus</i>		Rule Britannia Use complementary and contrasting colours to create a mindful dragon head <i>DT focus</i>	

Take a look below at some photographs which show just a glimpse of the fantastic lessons with an Art focus or link that have taken place at our school.


Year 1 Using pencils and pastels to experiment with lines and shapes in order to create Lowry-inspired art work.




Year 2 Printing repeated patterns using string and colour mixing to replicate Kandinsky's concentric circles.



Year 3 Using tints and shades to create landscapes and creating aboriginal patterns using lines and shapes.



Year 4 Making clay Tudor roses and using charcoal and sketching pencils to vary tones whilst studying Giuseppe Arcimboldo's portraits.



Year 5 Using different tools to create stencils for street art inspired by Banksy.



Year 6 Designed and made air-dough pots inspired by Ancient Greek pottery and experimented with shading techniques to create minotaur sketches.



What can I do at home?

There are many things that can support and encourage your child's artistic talents.

Have you tried:

- Visiting a local museum or art gallery
- Making 'recycled art' using bottle lids or other items from around the house
- Making 'natural art' using items found in the garden
- Make 'wax art' using old/broken crayons and melting them using a hairdryer
- Drawing a 'half and half' picture – cut a picture in half and then draw the other half
- Exploring Birmingham's 'Street Art'
- Investigating your local area for artists
- Exploring intriguing architecture in your area – draw sketches of them



Art Learning Links:

Art for Kids Hub – Art videos and drawing activities

<https://www.youtube.com/user/ArtforKidsHub>

BBC Bitesize – Art videos and drawing activities

<https://www.bbc.com/bitesize/topics/ztjqtf/resources/1>

The Tate Museums – Learn about artists, watch videos, explore activities and play games

<https://www.tate.org.uk/kids>

HobbyCraft – Art activity or Power Project ideas

<https://blog.hobbycraft.co.uk/kids-craft-ideas/school-projects/>

Access Art – Art videos and projects

<https://www.accessart.org.uk/>